



THE BIG QUESTIONS ANSWERED

YOUNG HERPETOLOGISTS'

# ACTIVITY PACK



*Full of fun and exciting activities to accompany this book!*



# CONTENTS:


<b>A Hidden Message!:</b> Decoding Challenge	3
<b>Frog-tastic Words:</b> Word Search	4
<b>Pesky Pollution:</b> Spot the Difference	5
<b>Draw Your Own Habitat:</b> Creative Drawing	6
<b>A Day in the Mountains:</b> Creative Writing	7
<b>Safety in the Sun:</b> Line Maze	8
<b>Froggy Thoughts:</b> Reflective Writing	9
<b>Super Toad:</b> Creative Drawing	10
<b>Super Toad to the Rescue!:</b> Comic Strip	11
<b>Snake Attack!:</b> Maze	12
<b>Flying Power:</b> Finish the Drawing	13
<b>Look Out for the Lost Frog!:</b> Odd One Out	14
<b>Jungle Jumble:</b> Word Scramble & Words Within Words	15
<b>Pick a Favorite Frog:</b> Fact File	16
<b>Write Your Own Herpetology Story:</b> Creative Writing	17
<b>More Fun Activities:</b> Coloring Sheets and More!	18
<b>Activity Answers</b>	<b>28</b>

---

Picture Credits:  
(t = top, b = bottom, m = middle, l = left, r = right)

Shutterstock: Katakari 12bm


Every effort has been made to trace the copyright holders, and we apologize in advance for any unintentional omissions. We would be pleased to insert the appropriate acknowledgments in any subsequent edition.



# A HIDDEN MESSAGE!

You are out exploring in nature when you come across some frogs on lily pads! They are ribbiting away but what are they trying to say? Can you use the code below to work out what the frogs are saying?

<b>A</b>	<b>B</b>	<b>C</b>	<b>D</b>	<b>E</b>	<b>F</b>	<b>G</b>	<b>H</b>	<b>I</b>	<b>J</b>	<b>K</b>	<b>L</b>	<b>M</b>
<b>N</b>	<b>O</b>	<b>P</b>	<b>Q</b>	<b>R</b>	<b>S</b>	<b>T</b>	<b>U</b>	<b>V</b>	<b>W</b>	<b>X</b>	<b>Y</b>	<b>Z</b>



# FROG-TASTIC WORDS

Find and circle the words listed below, in the grid. Words can be found in any direction (including diagonals) and can overlap each other.

Y	E	O	J	W	I	A	S	S	D	Z	F	K	L	G	G	B	A	K	Y
O	D	H	P	F	J	K	K	F	E	P	O	E	C	R	F	Y	K	V	Y
G	V	F	P	Q	W	N	I	L	T	Q	A	U	L	O	D	L	M	Z	L
I	E	N	V	I	R	O	N	M	E	N	T	J	P	S	E	U	W	X	I
O	S	P	E	C	I	E	S	T	V	I	S	S	K	Y	J	I	X	O	L
A	H	P	P	D	M	G	D	H	J	N	C	G	R	S	V	S	G	T	Y
N	K	S	Z	O	O	C	Y	N	H	A	U	H	Q	Z	P	B	T	Z	S
D	M	L	D	R	H	T	R	A	A	V	W	V	F	N	S	S	U	E	D
H	H	Y	F	G	F	C	A	H	B	M	G	P	A	E	I	D	U	H	S
X	P	C	X	O	R	T	Y	G	I	Q	P	D	B	G	T	J	F	X	H
N	X	J	S	L	L	D	B	T	T	V	V	H	O	T	R	T	M	C	L
W	C	S	T	M	D	K	K	I	A	H	M	L	I	W	V	J	O	G	D
Q	B	K	Y	P	Q	C	H	J	T	B	O	A	J	B	G	A	G	N	Z
B	A	X	I	K	R	A	Y	M	R	T	Z	Z	T	V	I	G	B	G	K
R	I	E	R	M	H	E	R	P	E	T	O	L	O	G	Y	A	N	T	L
X	T	G	J	E	F	V	J	P	G	O	L	E	V	C	V	R	N	D	N
K	G	R	X	I	J	S	R	M	G	A	X	E	G	M	L	B	Y	S	W
R	S	G	N	P	U	E	J	H	S	D	J	B	M	P	E	C	A	Z	K
E	S	Z	Q	L	H	M	M	H	X	S	P	A	A	H	S	O	H	S	R
D	P	T	V	E	N	H	S	V	M	W	O	V	Q	X	U	K	X	S	K

- |                      |                |                    |
|----------------------|----------------|--------------------|
| <b>HERPETOLOGY</b>   | <b>TOADS</b>   | <b>SPECIES</b>     |
| <b>HERPETOLOGIST</b> | <b>HABITAT</b> | <b>ENVIRONMENT</b> |
| <b>FROGS</b>         | <b>SKIN</b>    | <b>AMPHIBIANS</b>  |

# WHAT CAN FROGS TELL US ABOUT OUR PLANET?


*For reference to the Teachers' & Parents' Resources, this goes with "The Effect of Pollution: Scene 3".*

[www.thebigquestionsanswered.com](http://www.thebigquestionsanswered.com)



## PESKY POLLUTION

This sneaky frog is trying to catch us out! Can you spot the 8 differences between the two scenes? Circle them when you spot them.



## WHAT CAN FROGS TELL US ABOUT OUR PLANET?


*For reference to the Teachers' & Parents' Resources, this goes with "The Frog Life Cycle: Scene 4".*

[www.thebigquestionsanswered.com](http://www.thebigquestionsanswered.com)



# DESIGN YOUR OWN HABITAT

The pond is ready for visitors! Draw the frogs, dragonflies, and lily pads as they hop, buzz, and float through their pond home.



What other creatures might you spot in a habitat like this? Get creative!





# WHAT CAN FROGS TELL US ABOUT OUR PLANET?

For reference to the Teachers' & Parents' Resources, this goes with "Extreme Abilities: Scene 5".

[www.thebigquestionsanswered.com](http://www.thebigquestionsanswered.com)



## A DAY IN THE MOUNTAINS


Write a diary entry as if you were on a special expedition through snowy mountains, searching for a frozen wood frog! How would you feel, what do you think you might see, and what might you get up to for the day?

Large lined area for writing a diary entry.




Feeling stuck? Try some of these...

- Describe what the snowy mountains might look like. Think about their color, texture, and size.
- Describe the places you might see on your journey. What can you see? What was around you at the time?
- Describe how you would be feeling if you found the frozen wood frog. Would you be excited, nervous, or something else?



## SAFETY IN THE SUN

This giant monkey frog needs to protect its skin from the ever-warming sun! Can you help the frog safely hop to the sunscreen?





# WHAT CAN FROGS TELL US ABOUT OUR PLANET?

*For reference to the Teachers' & Parents' Resources, this goes with "Humans and Frogs: Scene 7".*

[www.thebigquestionsanswered.com](http://www.thebigquestionsanswered.com)



## FROGGY THOUGHTS

Herpetology is very exciting. By learning more about frogs, we're learning more about our planet! What do you think about it? Read the questions below and think about your own opinions before filling in your answers.

**What do you find most interesting about frogs?**

.....  
.....  
.....

**Would you like to go out and discover new species of frog? Why or why not?**

.....  
.....  
.....

**If you were a herpetologist, what would you most enjoy – working in the lab and learning all about the amazing things frogs do for us or working in the field to find new and exciting species?**

.....  
.....  
.....

**What would be your big question about herpetology? What else would you like to find out about this important science?**

.....  
.....  
.....



## WHAT CAN FROGS TELL US ABOUT OUR PLANET?

*For reference to the Teachers' & Parents' Resources, this goes with "Toads Saving Lives: Scene 8".*

*www.thebigquestionsanswered.com*




# SUPER TOAD

Super Toad is a superhero who keeps the natural world safe, including us! Draw what you think Super Toad looks like below.

A large, empty rectangular box with rounded corners and a green border, intended for drawing a superhero toad.

**Feeling stuck? Try some of these hints...**

- What is Super Toad wearing?
- Are they wearing a cape?
- What color is Super Toad?



## SUPER TOAD TO THE RESCUE!

Below are some sentences.

Draw a picture to match each sentence and create your own comic.



Oh no! Humans have polluted nearby natural habitats!



Don't worry! Super Toad is here with his super cleanup crew.



Oh dear! Lots of humans are poorly with a cold and need to see the doctor!



Don't fear! Super Toad is here with medicine to make everybody feel better.



Watch out! There's a slithering snake about to attack some baby frogs!



Well done Super Toad, you've saved them! Super Toad to the rescue!

Have a go at writing your own comic strip and drawing pictures for it on a blank piece of paper!



# WHAT CAN FROGS TELL US ABOUT OUR PLANET?


*For reference to the Teachers' & Parents' Resources, this goes with "Frogs in the Food Chain: Scene 9".*

[www.thebigquestionsanswered.com](http://www.thebigquestionsanswered.com)



## SNAKE ATTACK!


Oh no! This unsuspecting frog is about to be attacked by a sneaky snake! Can you help the frog return to safety in its desert home?



## WHAT CAN FROGS TELL US ABOUT OUR PLANET?

*For reference to the Teachers' & Parents' Resources, this goes with "Protecting Natural Spaces: Scene 10".*

[www.thebigquestionsanswered.com](http://www.thebigquestionsanswered.com)




# FLYING POWER

The Wallace's flying frog has an incredible ability – it can glide from great heights through the sky! Get creative and complete the drawing of the Wallace's flying frog. Finish the picture by coloring it in.




For reference to the Teachers' & Parents' Resources, this goes with "Frogs in Danger: Scene II".


[www.thebigquestionsanswered.com](http://www.thebigquestionsanswered.com)



## LOOK OUT FOR THE LOST FROG!

Look at all these frogs hopping around! Can you spot the one that stands out from the rest?





# JUNGLE JUMBLE

Oh no! A huge tropical storm has swept in and mixed up a bunch of words! Test your word-solving skills by trying to unscramble the words. They are all related to frogs and the natural world. There is a list of the correct words below to help you.

**SGORF**

**TSOLEGPRISHOTE**

**TINROMENVEN**

**YREP**

**TARDORPE**

**SDOAT**

**CEIPESS**

TOADS

PREDATOR

HERPETOLOGISTS

SPECIES

FROGS

ENVIRONMENT

PREY

## EXTRA ACTIVITY - WORD WITHIN WORDS

How many words can you find within the word "herpetology"?

1. You can only use the letters within the word "herpetology".
2. Each of these letters can only be used once: H, R, P, T, L, G, Y.
3. "Herpetology" has two letter E's and two letter O's so you can use them twice each.
4. You can't use any other letters from the alphabet.

EXAMPLE: you can make the word ROOT using the letters in HERPETOLOGY.


**HERPETOLOGY**



# WHAT CAN FROGS TELL US ABOUT OUR PLANET?

For reference to the Teachers' & Parents' Resources, this goes with "All Sorts of Amphibians: Scene 13".

[www.thebigquestionsanswered.com](http://www.thebigquestionsanswered.com)



## PICK A FAVORITE FROG

Choose a frog or toad and see what amazing things you can find out about it! Draw it, color it in, and fill in all of the information below.



*Draw your frog in here!*

This amphibian is called .....

How big is this amphibian? .....

Where does this amphibian live? .....

This amphibian likes to eat .....

Cool facts about this amphibian:

1. ....

2. ....

3. ....

Why not print this sheet off multiple times to create an amphibian booklet full of lots of different amphibians!





# **MORE FUN HERPETOLOGY ACTIVITIES**

## **COLORING SHEETS & MORE!**

The following activities aren't based on any specific scenes in the book. They can be used on their own or alongside the book as extra activities.

# FIND THE SCIENTIST

There are lots of different scientists below. Can you find the herpetologist?  
Circle them when you find them – there's only one!



# MATCH THE SHAPE

Can you match each shadow to the correct picture? Draw a line to connect them.



# SIMPLE SUMS

Below are 3 objects which represent different numbers.

Work out the sum based on what each object represents and write your answers in the boxes.



= 3



= 4



= 1



+



+



=



+



+



=



+



+



=



+



-



=




## **COLOR ME IN!**

This coloring sheet is based on scene 1: Frogs and Our Planet.

**COLOR ME IN!**

This coloring sheet is based on scene 4: The Frog Life Cycle.





**COLOR ME IN!**

This coloring sheet is based on scene  
10: Protecting Natural Spaces.

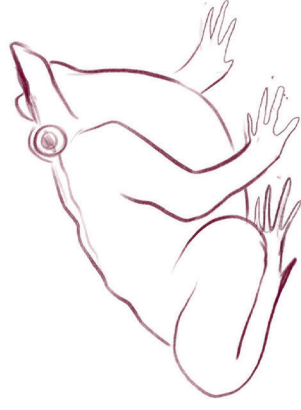
# COLOR ME IN!

This coloring sheet is based on scene 11: Frogs in Danger.



# COLOR ME IN!

This coloring sheet is based on scene 13: All Sorts of Amphibians.



# DOT-TO-DOT

Starting from 1, draw a line connecting the numbers to create a picture. Why not color it in afterwards?



**YOUNG HERPETOLOGISTS'**  
**ACTIVITY**  
**ANSWERS**

Find the answers to the activities on the following pages.

# ACTIVITY ANSWERS

Check your answers against the correct answers below!

## A HIDDEN MESSAGE! ANSWERS

The answers below are for the “decoding challenge” activity on page 3.


**F R O G S**

**A R E**

**F A N T A S T I C !**


**W E**

**M A Y**

**B E**




**S M A L L** ,



**B U T**

**W E**

**C A N**

**H E L P**


**L O O K**

**A F T E R**

**T H I S**


**B I G**

**P L A N E T !**


## FROG-TASTIC WORDS ANSWERS

The answers below are for the “word search” activity on page 4.

Y	E	O	J	W	I	A	S	S	D	Z	F	K	L	G	G	B	A	K	Y
O	D	H	P	F	J	K	K	F	E	P	O	E	C	R	F	Y	K	V	Y
G	V	F	P	Q	W	N	I	L	T	Q	A	U	L	O	D	L	M	Z	L
I	E	N	V	I	R	O	N	M	E	N	T	J	P	S	E	U	W	X	I
O	S	P	E	C	I	E	S	T	V	I	S	S	K	Y	J	I	X	O	L
A	H	P	P	D	M	G	D	H	J	N	C	G	R	S	V	S	G	T	Y
N	K	S	Z	O	O	C	Y	N	H	A	U	H	Q	Z	P	B	T	Z	S
D	M	L	D	R	H	T	R	A	A	V	W	V	F	N	S	S	U	E	D
H	H	Y	F	G	F	C	A	H	B	M	G	P	A	E	I	D	U	H	S
X	P	C	X	O	R	T	Y	G	I	Q	P	D	B	G	T	J	F	X	H
N	X	J	S	L	L	D	B	T	T	V	V	H	O	T	R	T	M	C	L
W	C	S	T	M	D	K	K	I	A	H	M	L	I	W	V	J	O	G	D
Q	B	K	Y	P	Q	C	H	J	T	B	O	A	J	B	G	A	G	N	Z
B	A	X	I	K	R	A	Y	M	R	T	Z	Z	T	V	I	G	B	G	K
R	I	E	R	M	H	E	R	P	E	T	O	L	O	G	Y	A	N	T	L
X	T	G	J	E	F	V	J	P	G	O	L	E	V	C	V	R	N	D	N
K	G	R	X	I	J	S	R	M	G	A	X	E	G	M	L	B	Y	S	W
R	S	G	N	P	U	E	J	H	S	D	J	B	M	P	E	C	A	Z	K
E	S	Z	Q	L	H	M	M	H	X	S	P	A	A	H	S	O	H	S	R
D	P	T	V	E	N	H	S	V	M	W	O	V	Q	X	U	K	X	S	K

## PESKY POLLUTION ANSWERS


The answers below are for the “spot the difference” activity on page 5.



---


## SAFETY IN THE SUN ANSWERS

The answers below are for the “line maze” activity on page 8.




## SNAKE ATTACK ANSWERS

The answers below are for the “maze” activity on page 12.



## LOOK OUT FOR THE LOST FROG! ANSWERS

The answers below are for the “odd one out” activity on page 14.



## JUNGLE JUMBLE ANSWERS

The answers below are for the “word scramble” activity on page 15.

SGORF \_\_\_\_\_ **FROGS**

TSOLEGPRISHOTE \_\_\_\_\_ **HERPETOLOGISTS**

TINROMENVEN \_\_\_\_\_ **ENVIRONMENT**

YREP \_\_\_\_\_ **PREY**

TARDORPE \_\_\_\_\_ **PREDATOR**

SDOAT \_\_\_\_\_ **TOADS**


CEIPESS \_\_\_\_\_ **SPECIES**

# EXTRA ACTIVITY ANSWERS

Check your answers against the correct answers below!

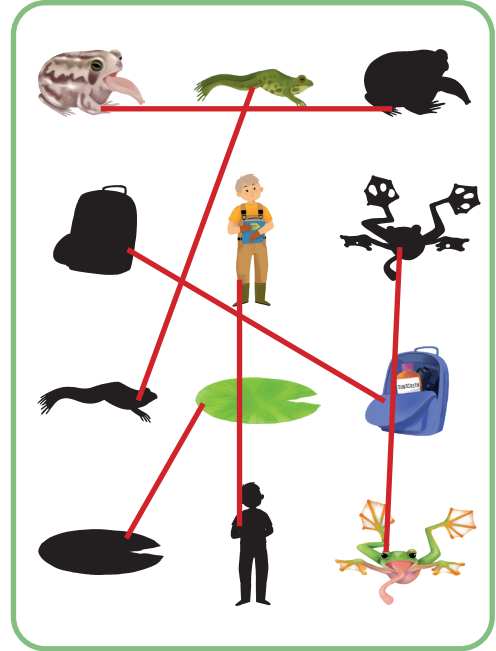
## FIND THE SCIENTIST

The answers below are for the activity on page 19.















## MATCH THE SHAPE

The answers below are for the activity on page 20.



## SIMPLE SUMS

The answers below are for the activity on page 21.

	+		+		=	<b>6</b>
	-		+		=	<b>8</b>
	+		+		=	<b>9</b>
	+		-		=	<b>1</b>